

TIGER Neo

72HL4-(V)

570-590 Watt

MONO-FACIAL MODULE

N-type



N-type Technology

N-type modules with Tunnel Oxide Passivating Contacts (TOPCon) technology offer lower LID/LeTID degradation and better low light performance.



HOT 2.0 Technology

N-type modules with JinkoSolar's HOT 2.0 technology offer better reliability and efficiency.



Durability Against Extreme Environment

High salt mist and ammonia resistance.



Mechanical Load Enhanced

Certified to withstand:
5400 Pa front side max static test load
2400 Pa rear side max static test load



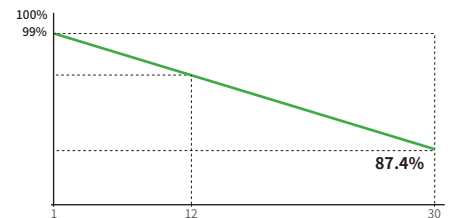
SMBB Technology

Better light trapping and current collection to improve module power output and reliability.



Anti-PID Guarantee

Minimizes the chance of degradation caused by PID phenomena through optimization of cell production technology and material control.



| | | | |
|------------------------------------|---|-------------------------------------|---|
| 12 Year Product Warranty | 30 Year Linear Power Warranty | 1% First-year Degradation | 0.4% Annual Degradation Over 30 Years |
|------------------------------------|---|-------------------------------------|---|

- IEC61215 (2016) / IEC61730 (2016)
- IEC61701 / IEC62716 / IEC60068 / IEC62804
- ISO9001:2015: Quality Management System
- ISO14001:2015: Environment Management System
- ISO45001:2018: Occupational health and safety management systems



JKM570-590N-72HL4-(V)-F6-EN

72HL4-(V) 570-590 Watt

Mechanical Characteristics

| | |
|------------------|--|
| Cell Type | N -type Mono-crystalline |
| No. of cells | 144 (72×2) |
| Dimensions | 2278×1134×35 mm |
| Weight | 27.0 kg |
| Front Glass | 3.2 mm, Anti-Reflection Coating, High Transmission, Low Iron, Tempered Glass |
| Frame | Anodized Aluminium Alloy |
| Junction Box | IP68 Rated |
| Protection Class | Class II |
| IEC Fire Type | Class C |
| Output Cables | 4.0 mm ² (+): 400 mm , (-): 200 mm or Customized Length |

Packaging Configuration

| | |
|---|---|
| Pallet Dimensions | 2308×1120×1249 mm |
| Packing Detail (Two pallets = One stack) | 31 pcs/pallets, 62 pcs/stack, 620 pcs/ 40'HQ Container |

Specifications (STC)

| | | | | | |
|----------------------------------|------------|-------|-------|-------|-------|
| Maximum Power - Pmax [Wp] | 570 | 575 | 580 | 585 | 590 |
| Maximum Power Voltage - Vmp [V] | 42.99 | 43.17 | 43.35 | 43.53 | 43.71 |
| Maximum Power Current - Imp [A] | 13.26 | 13.32 | 13.38 | 13.44 | 13.50 |
| Open-circuit Voltage - Voc [V] | 51.99 | 52.15 | 52.31 | 52.47 | 52.63 |
| Short-circuit Current - Isc [A] | 13.89 | 13.95 | 14.01 | 14.07 | 14.13 |
| Module Efficiency STC [%] | 22.07 | 22.26 | 22.45 | 22.65 | 22.84 |
| Power Tolerance | 0 ~ +3 % | | | | |
| Temperature Coefficients of Pmax | -0.29 %/°C | | | | |
| Temperature Coefficients of Voc | -0.25 %/°C | | | | |
| Temperature Coefficients of Isc | 0.045 %/°C | | | | |

STC: Irradiance 1000W/m², Cell Temperature 25°C, AM=1.5

Specifications (NOCT)

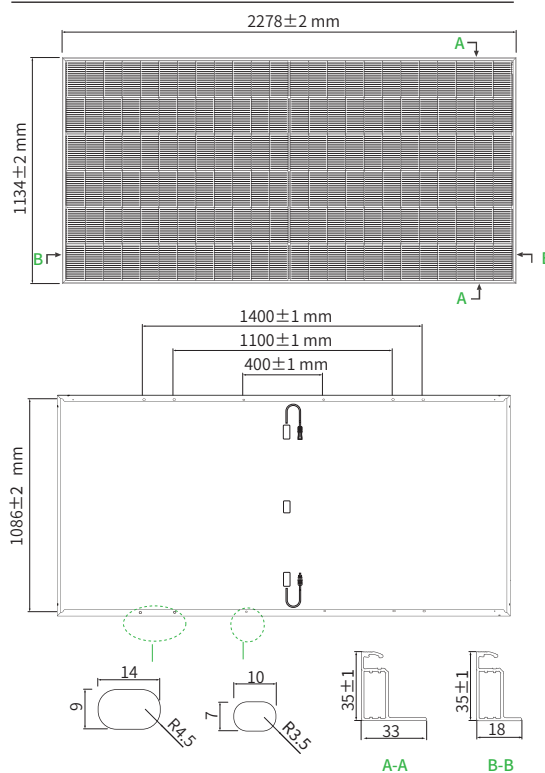
| | | | | | |
|---------------------------------|-------|-------|-------|-------|-------|
| Maximum Power - Pmax [Wp] | 430 | 433 | 437 | 441 | 445 |
| Maximum Power Voltage - Vmp [V] | 40.37 | 40.54 | 40.70 | 40.86 | 41.05 |
| Maximum Power Current - Imp [A] | 10.64 | 10.69 | 10.74 | 10.79 | 10.83 |
| Open-circuit Voltage - Voc [V] | 49.38 | 49.54 | 49.69 | 49.84 | 49.99 |
| Short-circuit Current - Isc [A] | 11.21 | 11.26 | 11.31 | 11.36 | 11.41 |

NOCT: Irradiance 800W/m², Ambient Temperature 20°C, AM=1.5, Wind Speed 1m/s

Application Conditions

| | |
|---|---------------------|
| Operating Temperature | -40 °C ~ +85 °C |
| Maximum System Voltage | 1000/1500 VDC (IEC) |
| Maximum Series Fuse Rating | 25 A |
| Nominal Operating Cell Temperature - NOCT | 45 ± 2 °C |

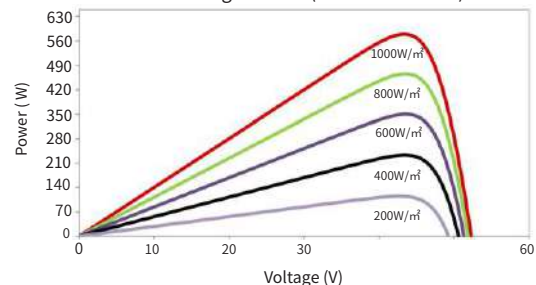
Engineering Drawings



Note: For specific dimensions and tolerance ranges, please refer to the corresponding detailed module drawings.

Electrical Performance

Power-Voltage Curves (72HL4-(V) 580W)



Current-Voltage Curves (72HL4-(V) 580W)

